



Residential / Commercial / Utility



N-Type

Bifacial Module with Double Glass

Type: DMxxxG12RT-B66HSW

Power Range: 605 - 620 W

Max. Efficiency: 23.0%



Bifacial Module Application

Up to 25 % higher electricity yields due to active cell technology in bifacial glass/glass modules on both sides.



Better Performance

Our modules perform better on sunny and hot days thanks to its optimized temperature coefficient.



Excellent Low Light Performance

Our modules can also provide higher power output under low light conditions, such as sunset, cloudy, or dawn.




Excellent Quality

More than 40 years' experience of manufacturing and intensive quality tests above the IEC standard ensures reliable modules and a secured investment.




Assumption of Environmental, Social and Governance Responsibility (ESG)

DMEGC stands for his responsibility. Production is certified according to SA 8000 (ILO standards).



Certifications

- SA 8000** ILO Standards. Social responsibility standards
- ISO 9001** Quality management system
- ISO 14001** Environmental management system
- ISO 45001** Occupational health and safety management system
- ISO 50001** Energy management system

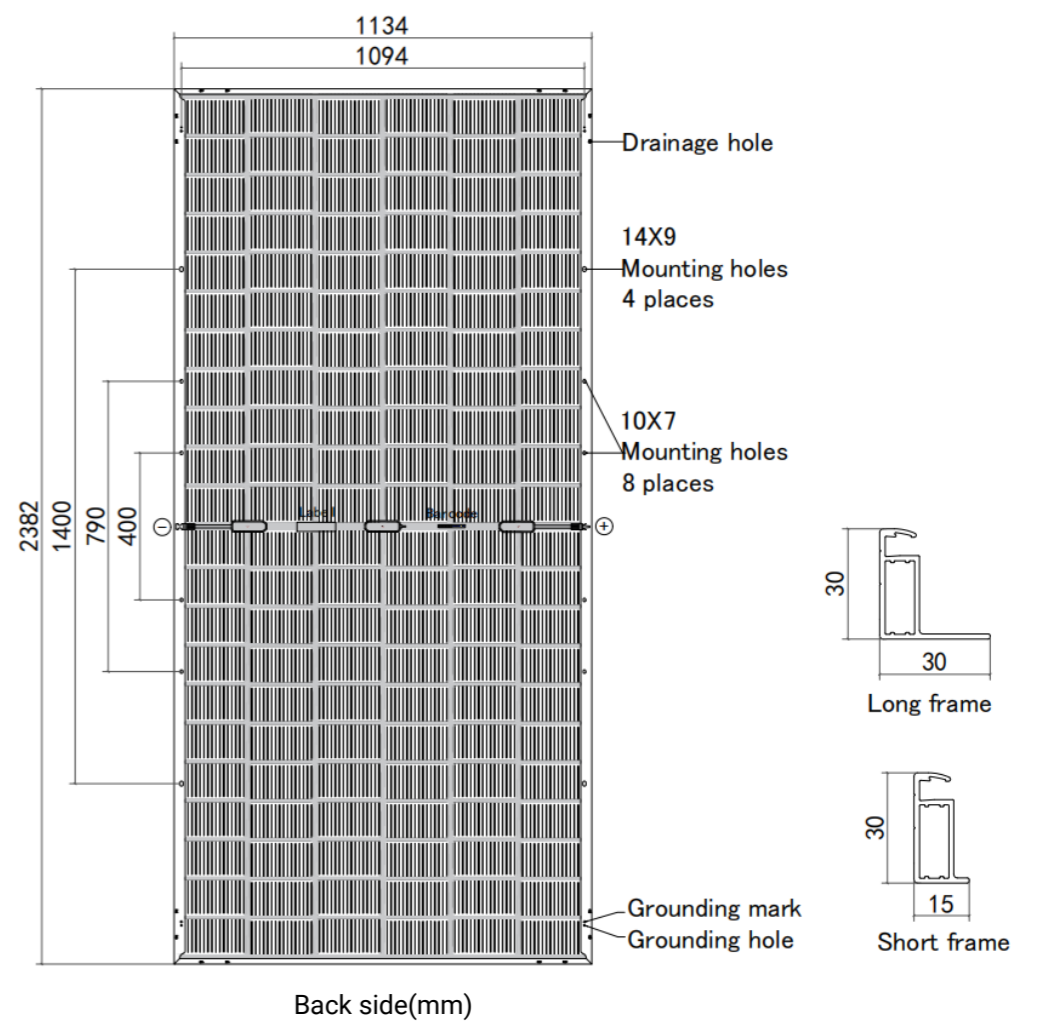


DMxxxG12RT-B66HSW



Module Specification

Cell Type	N -type Mono-crystalline , 132 (6x22)
Dimensions (mm)	2382 x 1134 x 30
Weight (kg)	33.4
Front Cover	2 mm heat strengthened glass with anti -reflective coating
Rear Cover	2 mm heat strengthened glass
Junction Box	3 Diodes, IP68 according to IEC 62790
Cables	4mm ² /Portrait: 350mm (+)/250mm(-) Landscape: 1300mm(+)/1300mm(-) Length can be customized
Connector Type	PV-ZH202B or MC4-EVO 2A (1500V)



Electrical Specifications¹

Module Type	DM605G12RT-B66HSW		DM610G12RT-B66HSW		DM615G12RT-B66HSW		DM620G12RT-B66HSW	
	STC ²	NMOT ³	STC	NMOT	STC	NMOT	STC	NMOT
Maximum Power (Pmax/W)	605	461	610	465	615	469	620	472
Maximum Power Current (Imp/A)	15.03	12.21	15.09	12.26	15.15	12.31	15.20	12.35
Maximum Power Voltage (Vmp/V)	40.25	37.77	40.45	37.95	40.65	38.14	40.85	38.33
Short-circuit Current (Isc/A)	15.93	12.84	15.99	12.89	16.05	12.94	16.11	12.99
Open-circuit Voltage (Voc/V)	48.49	46.67	48.69	46.86	48.89	47.05	49.09	47.25
Module Efficiency STC (%)	22.4		22.6		22.8		23.0	

¹Measurements according to IEC 60904-3, Measurement tolerance: ISC / VOC: ± 3 %, Bifacially: 80 % ± 5 %

² STC (Standard Test Condition): Radiation 1000 W/m², Module temperature 25°C, AM = 1.5

³ NMOT: Radiation 800 W/m², Ambient temperature 20°C, AM = 1.5, Wind Speed 1 m/s

BIFACIAL OUTPUT - REAR SIDE POWER GAIN

Gain %	Parameter	DM605G12RT-B66HSW	DM610G12RT-B66HSW	DM615G12RT-B66HSW	DM620G12RT-B66HSW
10 %	Pmax (STC)	666	671	677	682
20 %	Pmax (STC)	726	732	738	744
30 %	Pmax (STC)	787	793	800	806

Certifications and Warranty

Certifications	IEC 61215, IEC 61730 Ammonia Corrosion Test: IEC 62716 Salt Mist Corrosion Test: IEC 61701 PID (IEC TS 62804); LeTID (IEC TS 63342) Dust & Sand (IEC 60068)
WEEE Registration No.	DE 50188598
Product Warranty	15 years
Peak Power Warranty	30 years linear warranty

1.) First year: min. 99 %. 2.) From the 2nd year: Max. 0.4 % degradation annually. 3.) Min. 87.4 % in the 30th year.

Operating conditions

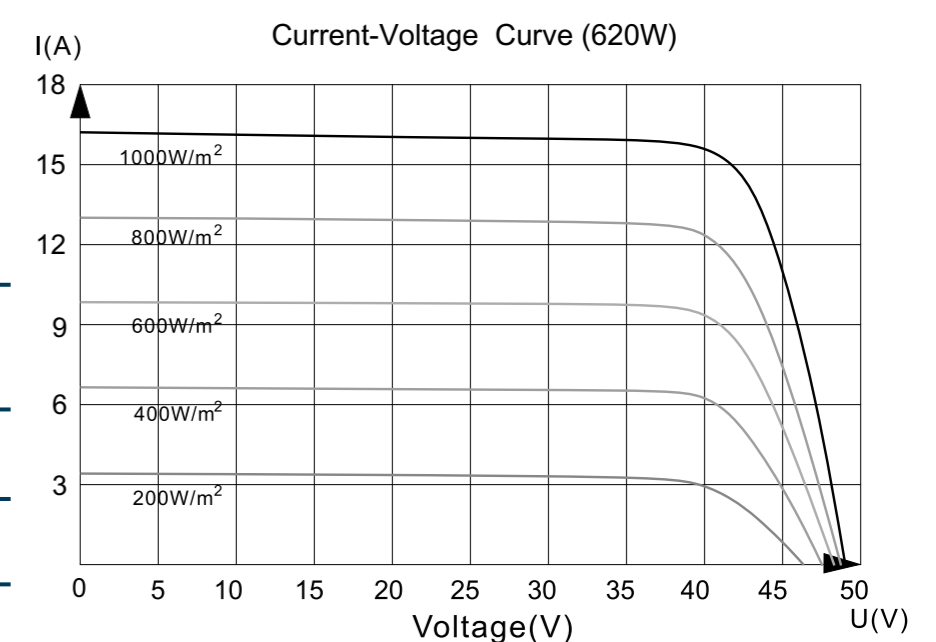
Operating Temperature (°C)	-40 to +85
Maximum System Voltage(V)	1500 DC (IEC)
Overcurrent protection rating (A)	30
Power Performance Tolerance (%)	0 / +3
Protection class	II
Max. Test Load, Push/Pull (Pa)	Snow 5400 / Wind 2400
Max. Design Load, Push/Pull (Pa)	3600 / 1600
Fire Rating Class	Class C

Temperature Characteristics

Nominal Module Operating Temperature (NMOT)	42 ± 2°C
Temperature Coefficient of Pmax (%/°C)	-0.29
Temperature Coefficient of Voc (%/°C)	-0.25
Temperature Coefficient of Isc (%/°C)	+0.048

Packaging

Container	40' HQ
Pallet Dimensions(mm)	2396 × 1140 × 1250
Pieces per Pallet	36
Pieces per Container	720



Statement: The installation instructions and the warranty conditions must be followed. Due to technological progress, product parameters will be adjusted accordingly. When signing the contract, the latest data of the company shall prevail.



Hengdian Group DMEGC Magnetics Co.,Ltd.
Hengdian Industrial Zone, Dongyang City Zhejiang Province,
China 322118
Tel: 0086-579-8658-8825 Fax: 0086-579-8655-4845
E-mail: solar@dmegc.com.cn, Website: www.dmegcsolar.com

All information in this data sheet corresponds to EN 50380. Changes and errors excepted.

Status: 12/2023, Document: EN_DS-G12RT-B66HSW-202312_2

Copyright © 2023 Hengdian Group DMEGC Magnetics.
All rights reserved.